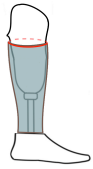
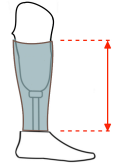


## Order Form - Flex BK ( Transtibial )

Prosthetic socket circumference at the very end of the cover in [mm]

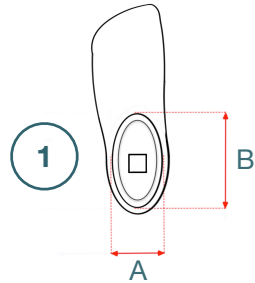
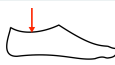


To take the measurement correctly, please mark the height of the cover in several places and place a ruler below the marking. The measurement should be made very carefully because moving the ruler even by a few millimeters up or down causes an incorrect reading of the circumference even by several centimeters. If we have a silicone sleeve, the cover must always be below the sleeve. **The cover can never be on the silicone sleeve!!!**



The height of the cover in [mm]

In the case of a parabolic foot shell, the height measurement must take into account the lowest point. In this case, the cover should be ground to the shape of the foot yourself.

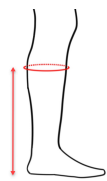


A [mm]

B [mm]

Foot manufacturer, type and size

For example : OB Taleo 1C50 L29



25 cm

40 cm

20 cm

35 cm

15 cm

30 cm


Adapter

30

34

e.g.:  
4WR95=3

Matte and semi-matte colours - tattoos unavailable



Shiny colours & matt varnish



Tattoo ( charged extra )

Available only for Skin Tone3, White and Grey colour

Catalog number  
e.g.: 08-1001

Own

Check list :

Photo of the foot or shell.

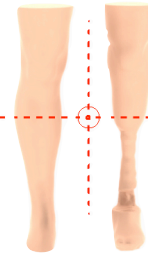
Both the outer and inner edges of the shell contour must be visible. The camera lens must be perpendicular to the pyramid.




4 Photos

The camera must be placed perpendicular to the legs, in a low position, and both legs must be centered on the photo. Please remember that all prosthetic components must be completely visible, including the socket. Please remove shoes, socks and any object that covers the prosthesis.

**Patients do not need to remove the socks from the healthy leg.**



2

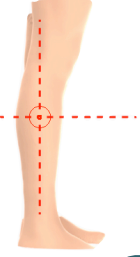
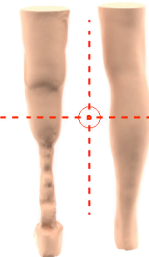



Photo of the prosthesis with a measuring ruler applied.

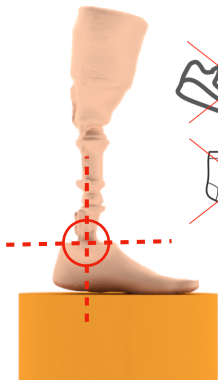
3

Photo of the prosthesis from the medial.

Position the camera so the top of the foot shell looks like a straight line.



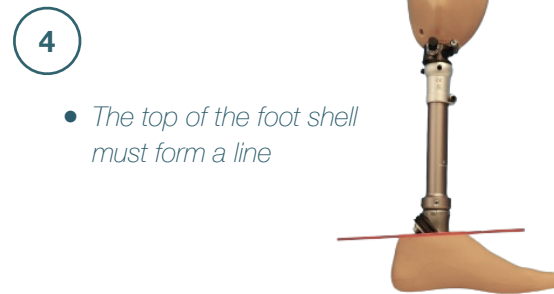
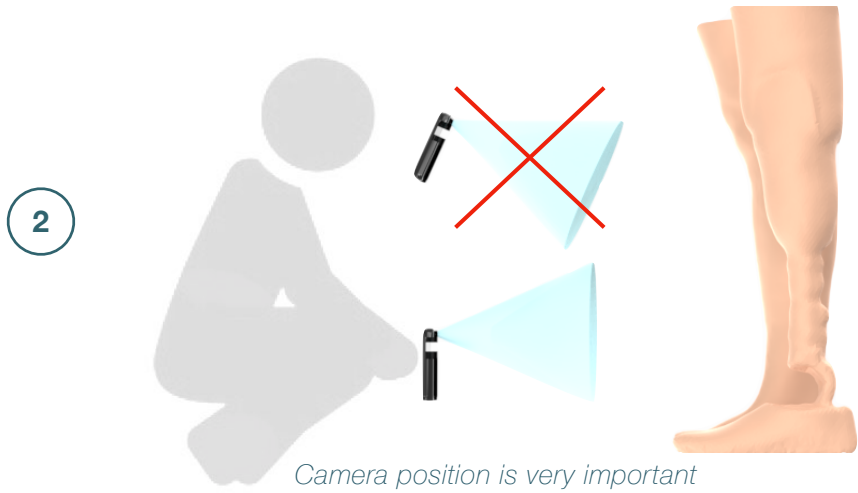
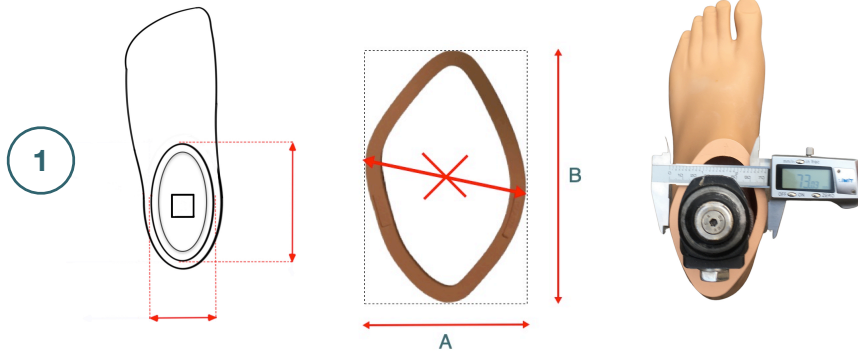
4



- All our covers can be shortened from the bottom by several mm.
- In the factory state, the lower part of the cover is flat.
- In the case of the foot as shown in the picture, the lower part of the cover can be ground to the shape of the foot.

Send the form and files to [nextt@nextt.pl](mailto:nextt@nextt.pl) or use an external service such as **WeTransfer**

**VERY IMPORTANT information - do not send.**



**COLOURS - do not send.**

Matte and semi-matte colours - tattoos unavailable



Shiny colours - tattoos available

