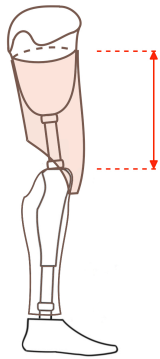
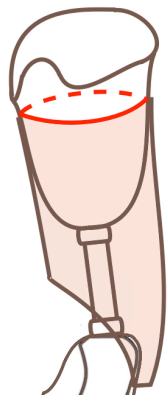


The height of the cover in [mm]



We measure from the end of the knee (cover).

Prosthetic Socket circumference at the height in [mm]



0cm
-5cm
-10cm

0	
-5	
-10	

To take the measurement correctly, please mark the height of the cover in several places and place a ruler below the marking. The measurement should be made very carefully because moving the ruler even by a few millimetres up or down causes an incorrect reading of the circumference even by several centimetres.



Adapter
above the knee

- 30
- 34
- Lack

Colour

- SkinTone
- Black
- Grey
- White

Finish

- Matt varnish
(charged extra)

The matte version is not available for the black colour.

Tattoo (charged extra)

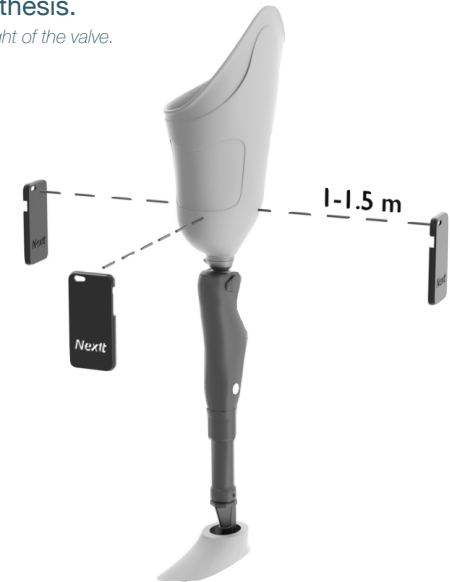
- Catalog number from the our website.
e.g.; 08-1001

Only for SkinTone, Red and White colour

Check list :

Three photos of the prosthesis.

The camera lens should be at the height of the valve.



- If the provided cover does not have a hole for the valve, and it is required, it should be made.
- After attaching the Duo cover, the lower part should be approximately 8 cm below the top of the prosthetic knee.
- Detailed information on the installation of the cover can be found on the website and delivered together with the product.

