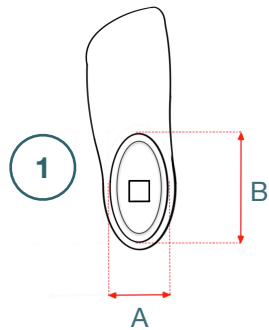


## Cover circumference in [cm]

We recommend reducing the FlexCover circumference by a few percent, and even above ten percent for a very large calf. According to our customers' opinion, the FlexCover looks good with a circumference of less than 40 cm



A [mm]

B [mm]

## Foot manufacturer, type and size

For example : OB Taleo 1C50 L29

## \* Knee manufacturer and type

For example : OB 3R80

## Adapter

☐ 30

☐ 34

e.g.:  
4WR95=3

## New Colours

21	41	61	81
23	43	63	83
25	45	65	85

Enter the number :



- matte finish as standard  
- not available for tattoos

## Colour

- ☐ Skin Tone1
- ☐ Skin Tone3
- ☐ Graphite
- ☐ White
- ☐ Grey
- ☐ Black

☐ Matt varnish ( charged extra )

## Tattoo ( charged extra )

Available only for Skin Tone3,  
White and Grey colour

☐ Catalog number  
e.g.: 08-1001

☐ Own

## Check list :

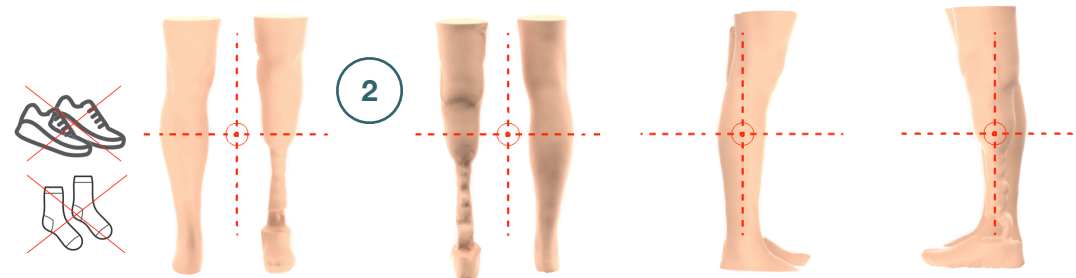
☐

### Photo of the foot or shell.

Both the outer and inner edges of the shell contour must be visible. The camera lens must be perpendicular to the pyramid.


☐

**4 photos** as shown in the images above. The camera must be placed perpendicular to the legs, in a low position, and both legs must be centered on the photo. Please remember that all prosthetic components must be completely visible, including the socket. Please remove shoes, socks and any object that covers the prosthesis.


☐

### Scan of the orthoprosthesis and the patient's leg

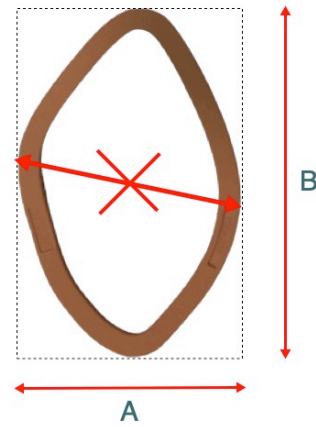
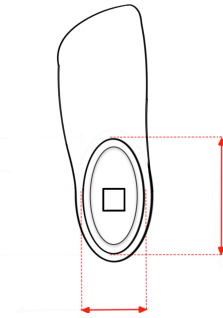


Format  
.stl  
.obj

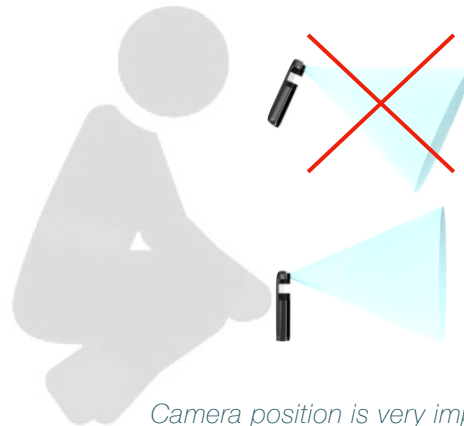


**VERY IMPORTANT information - do not send.**

1



2



*Camera position is very important*



- All our covers can be shortened from the bottom by several mm.
- In the factory state, the lower part of the cover is flat.
- In the case of the foot as shown in the picture, the lower part of the cover can be ground to the shape of the foot.

NEW COLOURS - do not send.

